

# A guide to maximize the use of the Sof-Lex™ Diamond Polishing System

This guide will provide useful information to capture all the benefits of the Sof-Lex™ Diamond Polishing System. Follow these helpful tips to maximize the benefits and longevity of this system.

## Preparation of Surface

Use the Sof-Lex Diamond Polishing System after the gross reduction and final contouring steps have been completed. 3M recommends that surfaces should be refined with a fine abrasive disc, such as Sof-Lex™ Contouring and Polishing Discs, carbide or fine diamond burs, before using this system.

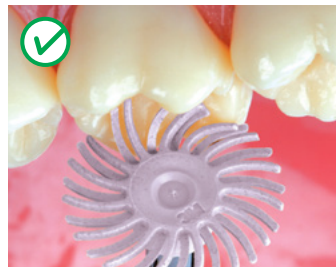
The Sof-Lex™ Pre-Polishing Spiral (beige) prepares the restoration for final gloss, while the Sof-Lex™ Diamond Polishing Spiral (pink) gives your restorations that gorgeous paste-like gloss. The flexible nature of these spirals will not remove or polish away anatomy that has been placed in a surface.

## Speed

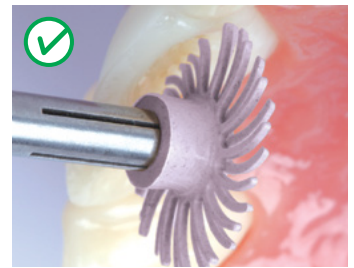
Spirals should be used with a slow-speed handpiece with a speed of 15,000–20,000 RPM. The recommended RPM range has been tested to optimize polishing results and provide paste-like gloss without the need for intraoral diamond paste. This RPM range is typically the maximum speed when using a slow-speed handpiece. For reference, traditional rubber-based points, cups or wheel finishing and polishing systems are typically used at a speed below 10,000 RPM. Please refer to the Instructions for Use of the handpiece for complete product information.

## Pressure

Abrasive particles are embedded throughout the spiral so they can be used from any angle. It is recommended to use medium to moderate pressure when polishing a surface. The center hub should not touch the surface you are polishing. Heavy pressure or contacting the hub when polishing could reduce the number of times a spiral can be used or dislodge it from the mandrel.



Ideal for posterior occlusal surface.



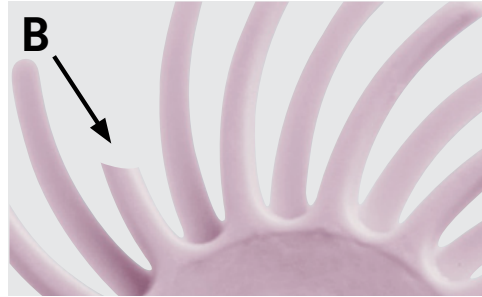
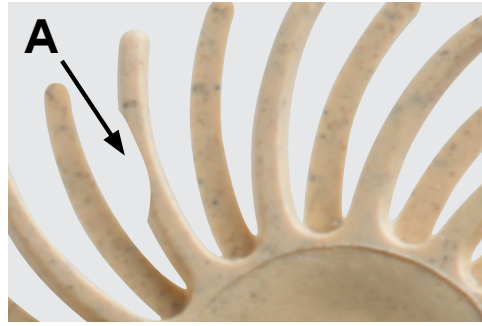
Ideal for anterior facial surface.



Illustration of too much pressure and contacting the hub on a posterior occlusal surface.



Illustration of too much pressure and contacting the hub on an anterior facial surface.



## Wet Surface

For best results, 3M recommends adding water when using this system. Adding water to the surface can create a higher gloss in less time.

## Multiuse

The Sof-Lex™ Diamond Polishing System is designed to be multi-use. However, the number of uses will vary depending on usage and technique (such as speed and pressure). Once the bristles become notched (A) or missing (B), the spiral needs to be replaced.

Reprocessing instructions must be followed to clean and disinfect the spirals between patients.

Refer to Instructions for Use for complete product information.

## Mandrel

The Sof-Lex Diamond Polishing System is designed to be used only with the Sof-Lex™ Mandrels. Some resistance should be felt when placing a spiral on a mandrel. Refer to Instructions for Use for complete product information.

## Disposal

Inspect each spiral carefully before use and discard if any bristles are notched (A) or missing (B). Properly dispose of used spirals in accordance with your healthcare facility's policy.

[www.3M.com](http://www.3M.com)

**3M**

3M Oral Care  
2510 Conway Avenue  
St. Paul, MN 55144-1000 USA  
Phone 1-800-634-2249  
Web 3M.com/dental

3M Deutschland GmbH  
Location Seefeld  
3M ESPE • ESPE Platz  
82229 Seefeld • Germany  
Info3MESPE@mmm.com  
www.3MESPE.com

3M and Sof-Lex are trademarks of 3M or 3M Deutschland GmbH. Used under license in Canada. © 3M 2016. All rights reserved.