



Upgraded star product

Brushless Endo Motor with two-in-one function and compact handpiece

Endo Radar Pro

- Two-in-one function enables the root canal preparation with simultaneous length control
- Super-mini handpiece
- Brushless motor
- Cordless

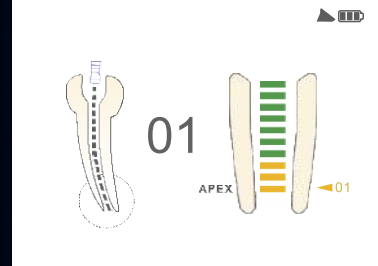
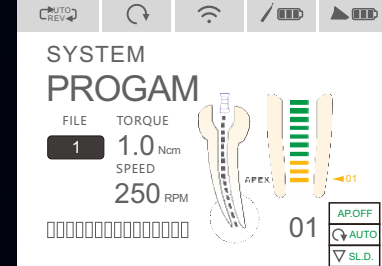


Choice of Millions of Dentists Worldwide

Guilin Woodpecker Medical Instrument Co., Ltd.
 Information Industrial Park, National High-tech
 Zone, Guilin, Guangxi, 541004 P. R. China
 Registered manufacturer/after-sales service provider:
 Guilin Woodpecker Medical Instrument Co., Ltd.
 TEL:
 Sales Dept.: 0773-5873196/2350599
 Fax: 0773-5822450
 After-sales Service Dept.: 0773-5827898/13978361362
 E-mail: woodpecker4@glwoodpecker.com
 Website: http://www.glwoodpecker.com

Two-in-one function

- Root canal preparation with simultaneous length control
- Length determination only



- A. Auto start**
Automatically start when the file is inserted into the canal and.
- B. Auto apical reverse and auto apical stop**
Automatically reverse and stop when the file reaches the apical stop.
- C. Auto slowdown**
The file slows down as it gradually approaches the apical stop.



Ultra-compact and cordless handpiece enables better hand feeling


Handpiece diameter reduced by 2mm, circumference reduced by 7mm
Control the handpiece with wireless signal, without the restraint of tail cord



Endo Radar Pro
Diameter reduced by 2mm
Circumference reduced by 7mm

Super-mini contra-angle

The contra-angle is only 8mm in diameter and 9.7mm in height



6:1 speed ratio

Ensure low speed and stable rotation under high torque.



360° rotatable handpiece

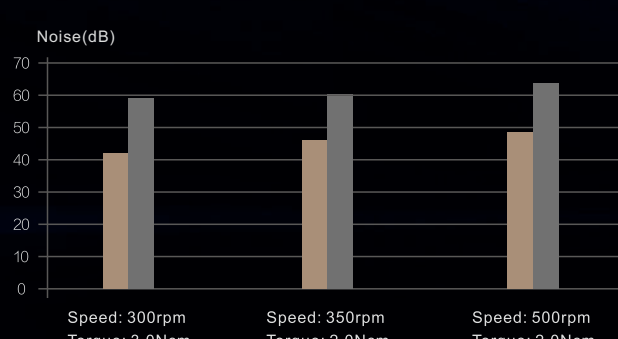
The contra-angle can be rotated directly without being pulled out, which is convenient for the preparation of different teeth.



High performance brushless motor

Adjustable reciprocating angle with 10° interval
Adjustment range of forward and reverse reciprocating angle: 20° - 340°
ATR mode: After the preset torque is reached, the file will reciprocate according to the set angle.
Accurate control of the rotation angle reduces the risk of instrument separation and enables more efficient and safer preparation.

Smoother rotation, low noise and low vibration



High-performance brushless motor with high torque, high speed and fast response
Speed: 100-2500rpm Torque: 0.4-5.0 N.cm

High-performance brushless motor for low wear, low heat and longer service life
Battery life:
Battery life of brushless motor = battery life of brush motor x10



All touch button design HD LCD screen

- Touchable smart panel enables comfortable hand feeling and easy cleaning
- The luminous panel guarantees easy identification of buttons



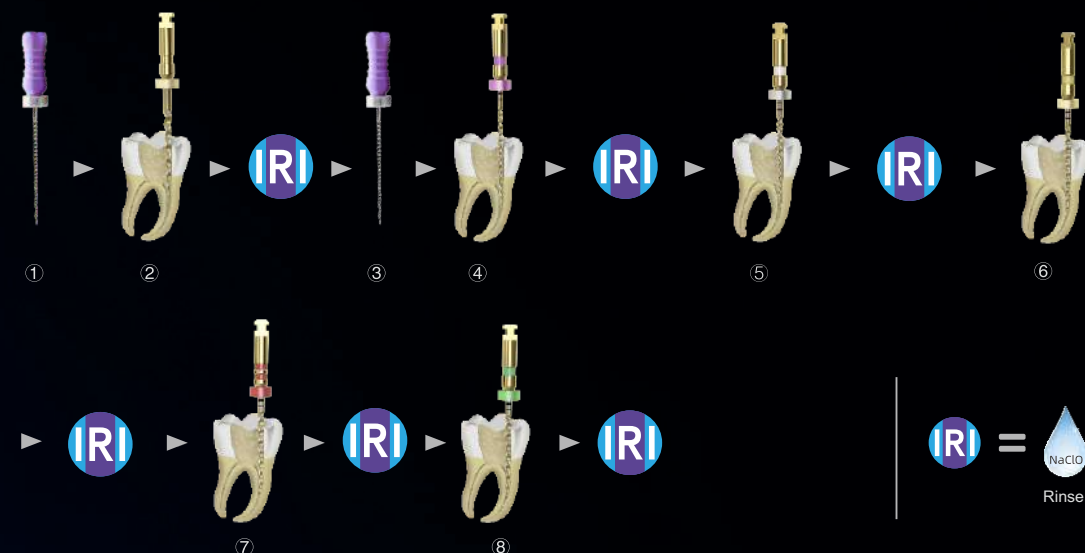
Wireless charging for longer endurance

- Built-in 1200mAh lithium battery in the handpiece enables wireless charging
- 2600mAh large capacity battery built in the base
- The handpiece can be charged when placed on the main unit, enabling easy use and long durability
- The use of the machine is not affected by power failure
- The brightest Endo Motor in the dark

Built-in 11 user-defined modes to adapt to mainstream file systems

Easy to choose and easy to operate

Operation steps (take W3-Pro file as an example)



- Use # 10 stainless steel K file to probe and negotiate the root canal, and conduct preliminary determination of working length;
- Use cavity access file 17/12 to pre-enlarge the coronal 1/3 of the root canal and remove the ferrule at the root canal orifice;
- Determine the working length and confirm the patency of the root canal;
- Use glide path file 12/ vt to negotiate and enlarge root canal access;
- Use glide path file 16/ vt to negotiate and enlarge root canal access;
- Use file 18/05 to negotiate the root canal to the working length by means of "brushing" and "pecking";
- Use file 25/ 06 to shape the root canal to the working length by means of "brushing" and "pecking";
- Use file 35/04 to shape the root canal to the working length by means of "brushing" and "pecking".

Consciously use the "brushing" method to enlarge the lateral space of the root canal to ensure safer root apex preparation; consciously use the "pecking" method to avoid apical deviation of root canals more effectively.

