

MY  
ITENA  
CHOICE  
#aesthetic

# POLISH HD

ONE-STEP

One-step composite polishers



## Their strengths

- One-step polishers for a **quick and effortless polishing**
- High efficiency for an **aesthetic result and a natural shine finish**
- **No polishing paste is required**

4 shapes  
available  
for all your  
clinical cases



# PROTOCOL



1 Before



2 Polishing



3 After

## How to choose your polisher?



### Cup

Ideal for cusp slopes of posterior teeth, proximal line angle areas and on lingual and palatal surfaces of anterior restorations.



### Brush

Designed to achieve quality results on the occlusal surface. The twisted bristles reach into the pits and fissures.



### Flame

Ideal for the cervical area and the occlusal grooves.










### Disc

Ideal on incisors, large filling surfaces, incisal edges and inter-proximal areas.

## References

### Polish HD

12 flame-shaped set .....	PLFLAM-12
12 cup-shaped set .....	PLCUP-12
12 disc-shaped set .....	PLLENS-12
12 brush-shaped set .....	PLBRUSH-12
6 polisher set (x2  , x2  , x2  ) .....	PLASSORT-6
20 polisher set (x5  , x5  , x5  , x5  ) .....	PLASSORT-20



Find us on [www.itenaclinical.com](http://www.itenaclinical.com)

CE Medical Device for dental care. Only for use by healthcare professionals. Read the instructions in the package leaflet carefully before using the product. Itena Clinical, 83 avenue Foch, 75 116 Paris. Ind OR - 11/19